

*Bureau of Petroleum Storage Systems  
Monthly Summary Report  
For Petroleum Cleanup  
And  
Compliance and Enforcement of  
Petroleum Storage and Distribution Systems*

**July 8, 2010**

**Distribution List:**

**Mary Jean Yon, Dotty Diltz, Mike Ashley, Roger Rook, Team Leaders, Grace Rivera, Local Programs, Districts, WPAs**

Bureau of Petroleum Storage Systems  
Monthly Summary Report  
**Glossary**

Facilities are counted once if at least one discharge meets the specific criteria. A facility can have multiple discharges which could be eligible for state funding or not eligible. Some discharges could also be cleaned up while others are not. For these reasons a facility could be counted more than once in different categories.

Confirmed Contaminated Facilities = Facilities with at least one discharge that does not have an NREQ completion statuses or is ineligible with an ineligibility reason of NC (No Contamination), ND (No New Discharge), or PP (Not Petrol / Petrol Product).

Completed to Date = Facilities with at least one discharge that has reached an NFA, NFAC, or SRCR completion status. NREQ completion statuses or not counted in the Monthly Summary report.

Underway = Facilities with at least on discharge that has not reached an NFA, NFAC, or SRCR completion status and has a current site manager

Awaiting Cleanup = Facilities with at least one discharge that has not reached an NFA, NFAC, or SRCR completion status and does not have a current site manager.

Current Site Manager = A discharge has a site manager assigned and the relationship does not have an end date.

Eligible Facilities (qualified for state funding) = The sum of Total Number of Eligible Facilities Completed To Date, Underway per STCM/PCT and Awaiting Cleanup with an Eligibility Status of E (Eligible), P (Partial), or A (Approved)

Ineligible Facilities = The sum of Total Number of Ineligible Facilities Completed To Date, Underway and Awaiting Cleanup where Eligibility Status is yet to be determined or with an Eligibility Status other than E (Eligible), P (Partial), or A (Approved). Ineligible discharges with an ineligibility reason of NC (No Contamination), ND (No New Discharge), or PP (Not Petrol / Petrol Product) are not counted in the Monthly Summary report.

Both Eligible and Ineligible Discharges = The sum of facilities that exist in Total Number of Eligible Facilities and Total Number of Ineligible Facilities.

Completed Pending Approval = Facilities with at least one discharge with a RA Action Type equal to NFA, NFAC, or SRCR and a completion status other than A (Accepted) or no completion status entered.

Sites Underway Way by Team Leader or Local Program Count = Count of active sites identified by the individual teams and local programs.

First Work Order Initiated = Facilities where the earliest Administrator Signature Date on any Work Order is in the reporting period.

Completed Without Conditions = Facilities with at least one discharge that has reached an NFA or SRCR status.

Completed With Conditions = Facilities with at least one discharge that has reached an NFAC status.

Bureau of Petroleum Storage Systems  
Monthly Summary Report

**Glossary**

Anticipated Site Closure = Sum of sites completed without condition, completed with conditions, with monitoring only plan tasks in progress and completed pending approval.

Bureau of Petroleum Storage Systems  
 Monthly Summary Report  
**Petroleum Cleanup Program Summary**  
 (Facility Level)

Report Generated July 8, 2010

<b>Confirmed Contamination</b>	Month of 5/2010	Month of 6/2010
<b>Total Number of Confirmed Contaminated Facilities</b>	<b>25037</b>	<b>25060</b>
<b>Total Number of Confirmed Contaminated Facilities Completed To Date</b>	<b>11161</b>	<b>11211</b>
<b>Total Number of Confirmed Contaminated Facilities Underway</b>	<b>4448</b>	<b>4420</b>
<b>Total Number of Confirmed Contaminated Facilities Awaiting Cleanup</b>	<b>9428</b>	<b>9429</b>
<b>Eligible Facilities</b>		
<b>Total Number of Eligible Facilities</b>	<b>17469</b>	<b>17466</b>
<b>Total Number of Eligible Facilities Completed To Date</b>	<b>6146</b>	<b>6166</b>
<b>Total Number of Eligible Facilities Underway per STCM/PCT</b>	<b>2605</b>	<b>2588</b>
<b>Total Number of Eligible Facilities Awaiting Cleanup</b>	<b>8718</b>	<b>8712</b>
<b>Ineligible Facilities</b>		
<b>Total Number of Ineligible Facilities</b>	<b>8662</b>	<b>8689</b>
<b>Total Number of Ineligible Facilities Completed To Date</b>	<b>5727</b>	<b>5767</b>
<b>Total Number of Ineligible Facilities Underway</b>	<b>1975</b>	<b>1962</b>
<b>Total Number of Ineligible Facilities Awaiting Cleanup</b>	<b>960</b>	<b>960</b>
<b>Mixed Eligibility Facilities</b>		
<b>Total Number of Facilities With Both Eligible and Ineligible Discharges</b>	<b>701</b>	<b>697</b>

Bureau of Petroleum Storage Systems  
 Monthly Summary Report  
**Petroleum Cleanup Program Summary**  
**(Discharge Level)**

Report Generated July 8, 2010

<b>Confirmed Contamination</b>	Month of 5/2010	Month of 6/2010
<b>Total Number of Confirmed Discharges</b>	<b>28995</b>	<b>29035</b>
<b>Total Number of Confirmed Discharges Completed To Date</b>	<b>12912</b>	<b>12984</b>
<b>Total Number of Confirmed Discharges Underway</b>	<b>5110</b>	<b>5079</b>
<b>Total Number of Confirmed Discharges Awaiting Cleanup</b>	<b>10973</b>	<b>10972</b>
<b>Eligible Discharges</b>		
<b>Total Number of Eligible Discharges</b>	<b>19239</b>	<b>19244</b>
<b>Total Number of Eligible Discharges Completed To Date</b>	<b>6432</b>	<b>6454</b>
<b>Total Number of Eligible Discharges Underway per STCM/PCT</b>	<b>2937</b>	<b>2921</b>
<b>Total Number of Eligible Discharges Awaiting Cleanup</b>	<b>9870</b>	<b>9869</b>
<b>Total Number of Eligible Discharges With First Work Order Initiated</b>	<b>11</b>	<b>4</b>
<b>Ineligible Discharges</b>		
<b>Total Number of Ineligible Discharges</b>	<b>9756</b>	<b>9791</b>
<b>Total Number of Ineligible Discharges Completed To Date</b>	<b>6480</b>	<b>6530</b>
<b>Total Number of Ineligible Discharges Underway</b>	<b>2173</b>	<b>2158</b>
<b>Total Number of Ineligible Discharges Awaiting Cleanup</b>	<b>1103</b>	<b>1103</b>
<b>Total Number of Ineligible Discharges With First Task Assignment Initiated</b>	<b>0</b>	<b>0</b>

Bureau of Petroleum Storage Systems  
 Monthly Summary Report  
**Petroleum Cleanup Program Summary**  
**(UST/AST Level)**

Report Generated July 8, 2010

<b>CONFIRMED CONTAMINATION FACILITIES/DISCHARGES</b>	Month of 5/2010		Month of 6/2010	
Confirmed Contamination Facilities/Discharges with UST Only	16859	20424	16867	20450
Confirmed Contamination Facilities/Discharges with AST Only	1283	1576	1281	1574
Confirmed Contamination Facilities/Discharges with Mixed UST/AST	4147	5786	4154	5800
Confirmed Contamination Facilities/Discharges with Unknown Tank Placement	2748	1209	2758	1211

<b>CONFIRMED CONTAMINATION COMPLETED FACILITIES/DISCHARGES</b>				
Confirmed Contamination Facilities/Discharges Completed with UST Only	7388	8401	7420	8451
Confirmed Contamination Facilities/Discharges Completed with AST Only	735	839	739	843
Confirmed Contamination Facilities/Discharges Completed with Mixed UST/AST	2342	2955	2352	2969
Confirmed Contamination Facilities/Discharges Completed with Unknown Tank Placement	696	717	700	721

<b>CONFIRMED CONTAMINATION UNDERWAY FACILITIES/DISCHARGES</b>				
Confirmed Contamination Facilities/Discharges Underway with UST Only	3318	3777	3297	3755
Confirmed Contamination Facilities/Discharges Underway with AST Only	214	251	212	247
Confirmed Contamination Facilities/Discharges Underway with Mixed UST/AST	700	860	695	855
Confirmed Contamination Facilities/Discharges Underway with Unknown Tank Placement	216	222	216	222

<b>CONFIRMED CONTAMINATION AWAITING CLEANUP FACILITIES/DISCHARGES</b>				
Confirmed Contamination Facilities/Discharges Awaiting Cleanup with UST Only	7247	8246	7250	8244
Confirmed Contamination Facilities/Discharges Awaiting Cleanup with AST Only	393	486	392	484
Confirmed Contamination Facilities/Discharges Awaiting Cleanup with Mixed UST/AST	1526	1971	1527	1976
Confirmed Contamination Facilities/Discharges Awaiting Cleanup with Unknown Tank Placement	262	270	260	268

Bureau of Petroleum Storage Systems  
 Monthly Summary Report  
**Petroleum Cleanup Program Summary**  
 (UST/AST Level)

<b>ELIGIBLE FACILITIES/DISCHARGES</b>	Month of 5/2010		Month of 6/2010	
Eligible Facilities/Discharges UST Only	13590	15112	13587	15115
Eligible Facilities/Discharges AST Only	571	632	571	631
Eligible Facilities/Discharges Mixed UST/AST	2767	3290	2768	3293
Eligible Facilities/Discharges Unknown Tank Placement	541	205	540	205

<b>ELIGIBLE COMPLETED FACILITIES/DISCHARGES</b>				
Eligible Facilities/Discharges Completed with UST Only	4875	5085	4895	5107
Eligible Facilities/Discharges Completed with AST Only	173	174	173	174
Eligible Facilities/Discharges Completed with Mixed UST/AST	1050	1125	1050	1125
Eligible Facilities/Discharges Completed with Unknown Tank Placement	48	48	48	48

<b>ELIGIBLE UNDERWAY FACILITIES/DISCHARGES</b>				
Eligible Facilities/Discharges Underway with UST Only	2090	2343	2073	2327
Eligible Facilities/Discharges Underway with AST Only	86	94	86	94
Eligible Facilities/Discharges Underway with Mixed UST/AST	394	465	394	465
Eligible Facilities/Discharges Underway with Unknown Tank Placement	35	35	35	35

<b>ELIGIBLE AWAITING CLEANUP FACILITIES/DISCHARGES</b>				
Eligible Facilities/Discharges Awaiting Cleanup with UST Only	6884	7684	6877	7681
Eligible Facilities/Discharges Awaiting Cleanup with AST Only	315	364	315	363
Eligible Facilities/Discharges Awaiting Cleanup with Mixed UST/AST	1400	1700	1401	1703
Eligible Facilities/Discharges Awaiting Cleanup with Unknown Tank Placement	119	122	119	122

Bureau of Petroleum Storage Systems  
 Monthly Summary Report  
**Petroleum Cleanup Program Summary**  
**(UST/AST Level)**

<b>INELIGIBLE FACILITIES/DISCHARGES</b>	Month of 5/2010		Month of 6/2010	
Ineligible Facilities/Discharges UST Only	4689	5312	4703	5335
Ineligible Facilities/Discharges AST Only	765	944	763	943
Ineligible Facilities/Discharges Mixed UST/AST	1890	2496	1899	2507
Ineligible Facilities/Discharges Unknown Tank Placement	1318	1004	1324	1006

<b>INELIGIBLE COMPLETED FACILITIES/DISCHARGES</b>				
Ineligible Facilities/Discharges Completed with UST Only	3025	3316	3046	3344
Ineligible Facilities/Discharges Completed with AST Only	573	665	577	669
Ineligible Facilities/Discharges Completed with Mixed UST/AST	1480	1830	1491	1844
Ineligible Facilities/Discharges Completed with Unknown Tank Placement	649	669	653	673

<b>INELIGIBLE UNDERWAY FACILITIES/DISCHARGES</b>				
Ineligible Facilities/Discharges Underway with UST Only	1321	1434	1314	1428
Ineligible Facilities/Discharges Underway with AST Only	132	157	130	153
Ineligible Facilities/Discharges Underway with Mixed UST/AST	340	395	336	390
Ineligible Facilities/Discharges Underway with Unknown Tank Placement	182	187	182	187

<b>INELIGIBLE AWAITING CLEANUP FACILITIES/DISCHARGES</b>				
Ineligible Facilities/Discharges Awaiting Cleanup with UST Only	528	562	530	563
Ineligible Facilities/Discharges Awaiting Cleanup with AST Only	92	122	91	121
Ineligible Facilities/Discharges Awaiting Cleanup with Mixed UST/AST	197	271	198	273
Ineligible Facilities/Discharges Awaiting Cleanup with Unknown Tank Placement	143	148	141	146

Bureau of Petroleum Storage Systems  
 Monthly Summary Report  
**Eligible Site Progress**  
 (Facility\_Level)

Report Generated July 8, 2010

<b>Eligible Facilities Completed</b>	Month of 5/2010	Month of 6/2010
<b>Total Number of Eligible Facilities Completed To Date</b>	<b>6146</b>	<b>6166</b>
<b>Last Task In Progress</b>		
<b>Total Number of Eligible Source Removal Tasks In Progress</b>	<b>6</b>	<b>6</b>
<b>Total Number of Eligible Site Assessment Tasks In Progress</b>	<b>185</b>	<b>181</b>
<b>Total Number of Eligible Remediation Action Plan Tasks In Progress</b>	<b>29</b>	<b>29</b>
<b>Total Number of Eligible Remedial Action Tasks In Progress</b>	<b>2120</b>	<b>2106</b>
<b>Total Number of Eligible Monitoring Only Plan Tasks In Progress</b>	<b>55</b>	<b>54</b>
<b>Total Number of Eligible Completed Facilities Pending Approval</b>	<b>202</b>	<b>202</b>
<b>Underway</b>		
<b>Total Number of Eligible Facilities Underway by Task Count</b>	<b>2597</b>	<b>2578</b>
<b>Total Number of Eligible Facilities Underway per STCM/PCT</b>	<b>2605</b>	<b>2588</b>
<b>Total Number of Eligible Facilities Underway by Team Leader and Local Program Count</b>	<b>2226</b>	<b>2216</b>
<b>Total Number of Eligible Facilities With First Work Order Initiated</b>	<b>11</b>	<b>4</b>
<b>Awaiting Cleanup</b>		
<b>Total Number of Eligible Facilities Awaiting Cleanup</b>	<b>8718</b>	<b>8712</b>
<b>Known Contaminated Facilities</b>		
<b>Total Number of Eligible Facilities Underway per STCM/PCT and Awaiting Cleanup</b>	<b>11323</b>	<b>11300</b>
<b>Scored Range</b>		
<b>Total Number of Eligible Facilities Scored 50 and Higher</b>	<b>2262</b>	<b>2247</b>
<b>Total Number of Eligible Facilities Scored 37 - 49</b>	<b>967</b>	<b>916</b>
<b>Total Number of Eligible Facilities Scored 37 And Higher</b>	<b>3229</b>	<b>3163</b>
<b>Total Number of Eligible Facilities Scored 37 and Higher Awaiting Cleanup</b>	<b>1176</b>	<b>1127</b>
<b>Total Number of Eligible Facilities Scored 1 - 36 Awaiting Cleanup</b>	<b>7296</b>	<b>8028</b>

Bureau of Petroleum Storage Systems  
 Monthly Summary Report  
**Ineligible Site Progress**  
 (Facility Level)

Report Generated July 8, 2010

	Month of 5/2010	Month of 6/2010
<b>Ineligible Facilities Completed</b>		
<b>Total Number of Ineligible Facilities Completed To Date</b>	<b>5727</b>	<b>5767</b>
<b>Last Task In Progress</b>		
<b>Total Number of Ineligible Source Removal Tasks In Progress</b>	<b>14</b>	<b>12</b>
<b>Total Number of Ineligible Site Assessment Tasks In Progress</b>	<b>664</b>	<b>667</b>
<b>Total Number of Ineligible Remediation Action Plan Tasks In Progress</b>	<b>84</b>	<b>82</b>
<b>Total Number of Ineligible Remedial Action Tasks In Progress</b>	<b>936</b>	<b>939</b>
<b>Total Number of Ineligible Monitoring Only Plan Tasks In Progress</b>	<b>7</b>	<b>7</b>
<b>Total Number of Ineligible Completed Facilities Pending Approval</b>	<b>48</b>	<b>50</b>
<b>Underway</b>		
<b>Total Number of Ineligible Facilities Underway by Task Count</b>	<b>1753</b>	<b>1757</b>
<b>Total Number of Ineligible Facilities Underway per STCM/PCT</b>	<b>1975</b>	<b>1962</b>
<b>Total Number of Ineligible Facilities With First Task Assignment Initiated</b>	<b>0</b>	<b>0</b>
<b>Awaiting Cleanup</b>		
<b>Total Number of Ineligible Facilities Awaiting Cleanup</b>	<b>960</b>	<b>960</b>
<b>Known Contaminated Facilities</b>		
<b>Total Number of Ineligible Facilities Underway per STCM/PCT and Awaiting Cleanup</b>	<b>2935</b>	<b>2922</b>

Bureau of Petroleum Storage Systems  
 Monthly Summary Report  
**Completed Site Progress**  
 (Facility Level)

Report Generated July 8, 2010

<b>Confirmed Contamination Facilities Completed</b>	Month of 5/2010	Month of 6/2010
<b>Total Number of Confirmed Contamination Facilities Completed Without Conditions</b>	<b>11090</b>	<b>11140</b>
<b>Total Number of Confirmed Contamination Facilities Completed With Conditions</b>	<b>81</b>	<b>81</b>
<b>Total Number of Confirmed Contamination Monitoring Only Plan Tasks (RA Subtasks) In Progress</b>	<b>62</b>	<b>61</b>
<b>Total Number of Confirmed Contamination Facilities Completed Pending Approval</b>	<b>250</b>	<b>252</b>
<b>Anticipated Facility Closures</b>		
<b>Total Number of Anticipated Confirmed Contamination Facility Closures</b>	<b>11483</b>	<b>11534</b>
<b>Eligible And Ineligible Facilities Completed</b>		
<b>Total Number of Eligible Facilities Completed To Date</b>	<b>6146</b>	<b>6166</b>
<b>Total Number of Ineligible Facilities Completed To Date</b>	<b>5727</b>	<b>5767</b>
<b>Site Closures By Date Range</b>		
<b>Total Number of Confirmed Contamination Facilities Completed Since Jan. 1, 1996</b>	<b>8087</b>	<b>8142</b>
<b>Total Number of Confirmed Contamination Facilities Completed To Date</b>	<b>11161</b>	<b>11211</b>

Bureau of Petroleum Storage Systems  
 Monthly Summary Report  
 Storage Tank Regulation

Monthly Business Summary

July 8, 2010

COMPLIANCE	Month of 6/2010	FY 2009-2010
<b>Non-Contractor-owned facilities (county performed inspections)</b>		
Routine compliance inspections - TCI	1265	13239
Re-inspections - TCR	268	361
Installation inspections - TIN	150	618
Closure inspections - TXI, TXIF	100	674
Discharge/complaint inspections - TCPI, TCDI	8	26
Total inspections	1791	14918
Total inspections in "significant compliance"	1577	13393
Total inspections "in compliance"	1283	10814
Subset - All Inspections at facilities with mineral acid tanks	0	0
<b>Contractor-owned facilities (district performed inspections)</b>		
Routine compliance inspections - TCI	52	359
Re-inspections - TCR	1	7
Installation inspections - TIN	4	26
Closure inspections TXI, TXIF	1	20
Discharge/complaint inspections TCDI, TCPI	1	1
Total inspections	59	413
Total inspections in "significant compliance"	55	378
Total inspections "in compliance"	34	304
Subset - Inspections at facilities with mineral acid tanks	0	0
<b>SUM of all inspections - all facilities</b>	<b>1850</b>	<b>15331</b>
<b>All Inspections in "Significant Compliance"</b>	<b>1632</b>	<b>13771</b>
<b>All Inspections "In Compliance"</b>	<b>1317</b>	<b>11118</b>
Significant Compliance Rate	<b>88%</b>	<b>90%</b>
Total Compliance Rate	<b>71%</b>	<b>73%</b>
Quality Assurance Inspections By District - TCQA	0	0
Quality Assurance Inspections - in "Significant Compliance"	0	0

Note: Tanks data is being reported for the prior month due to contractual data entry processes.

Bureau of Petroleum Storage Systems  
Monthly Summary Report  
**Storage Tank Regulation**

<b>REGISTRATION</b>	Month of 6/2010	Cal YR 2010 / FY 0910
Total number of registration placards issued	11196	18762 / 22064
Total number of active, regulated aboveground storage tanks	23220	
Total number of active, regulated underground storage tanks	22000	
Total number of active, regulated storage tanks	45220	
Total number of active, regulated Facilities	21055	

<b>LEAK PREVENTION</b>	Month of 6/2010	Calendar 2010 YTD
Equipment Approvals Processed (Issued or Denied)	1	59
Alternate Procedures Processed	1	98
Waivers or Variances Processed	0	0

<b>DISCHARGES</b>	Fiscal Year	Calendar Year
Reported 1993	1720	1797
Reported 1994	1512	1716
Reported 1995	1287	1273
Reported 1996	986	1182
Reported 1997	936	977
Reported 1998	1333	1270
Reported 1999	675	880
Reported 2000	559	593
Reported 2001	497	513
Reported 2002	613	544
Reported 2003	701	637
Reported 2004	691	703
Reported 2005	760	774
Reported 2006	628	706
Reported 2007	491	548
Reported 2008	488	480
Reported 2009	416	514
Reported 2010		140

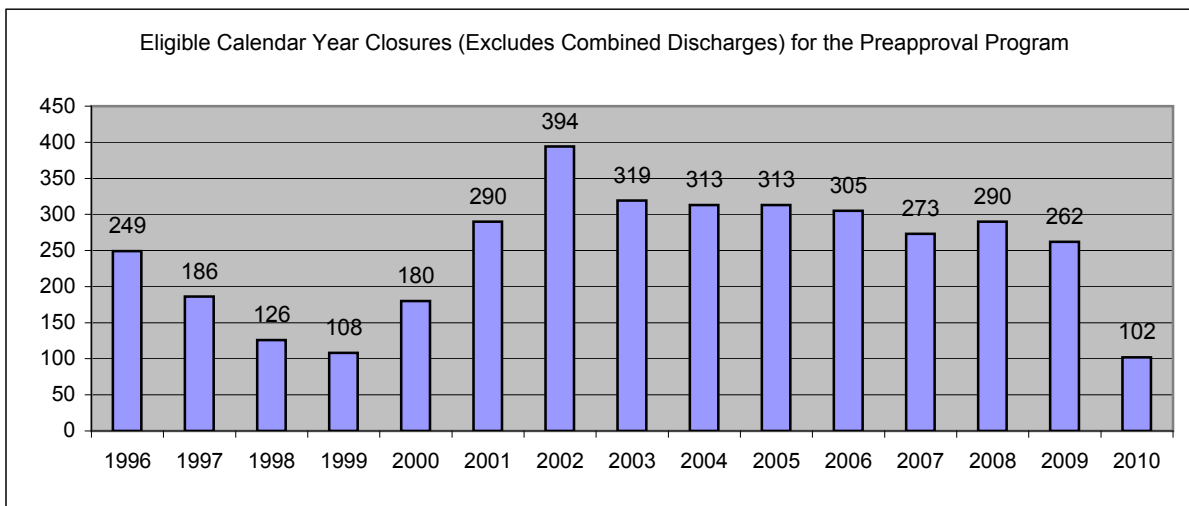
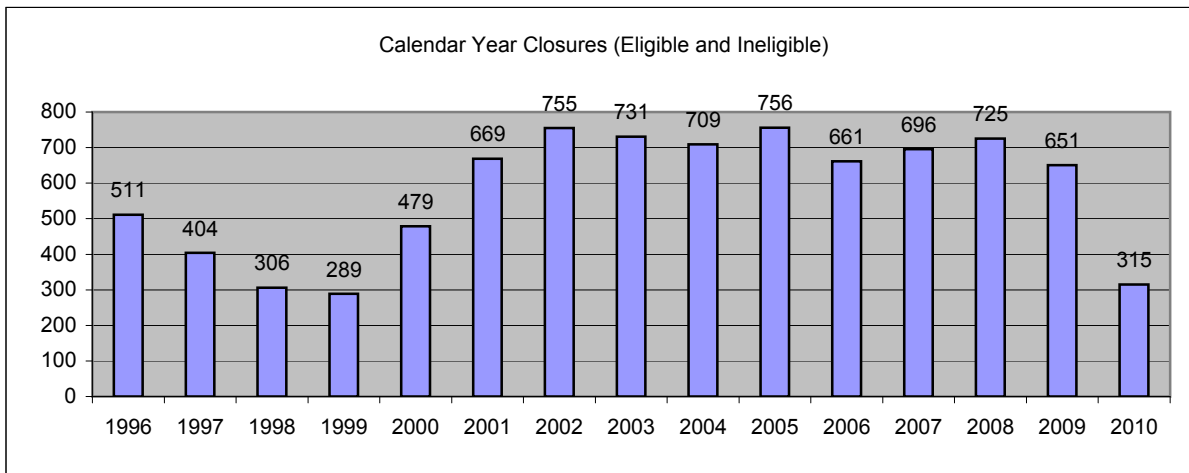
Note: Tanks data is being reported for the prior month due to contractual data entry processes.

Month of 6/2010		Known Universe (from beginning of time)	Cleaned Up	Current Known Contaminated sites excluding those cleaned up	Active Cleanup	Awaiting Cleanup
<b>Tallahassee</b>	<i>Eligible Petroleum</i>	17466	6166	11300	2588	8712
	<i>RP Petrol. (Local Prg)</i>	6499	4434	2065	1341	724
	<i>Superfund (Fund Lead)</i>					
	<i>Other (State Fund)</i>					
	<i>Drycleaning</i>					
	<i>DoD</i>					
	<i>RCRA</i>					
	<b>Total</b>	23965	10600	13365	3929	9436
<b>South</b>	<i>Petroleum (ineligible)</i>	513	309	204	92	112
	<i>NPL Caliber EPA Lead</i>					
	<i>Other (non-program, non-petro district lead)</i>					
	<b>Total</b>	513	309	204	92	112
<b>Southeast</b>	<i>Petroleum (ineligible)</i>	280	201	79	62	17
	<i>NPL Caliber EPA Lead</i>					
	<i>Other (non-program, non-petro district lead)</i>					
	<b>Total</b>	280	201	79	62	17
<b>Southwest</b>	<i>Petroleum (ineligible)</i>	548	369	179	163	16
	<i>NPL Caliber EPA Lead</i>					
	<i>Other (non-program, non-petro district lead)</i>					
	<b>Total</b>	548	369	179	163	16
<b>Central</b>	<i>Petroleum (ineligible)</i>	77	28	49	20	29
	<i>NPL Caliber EPA Lead</i>					
	<i>Other (non-program, non-petro district lead)</i>					
	<b>Total</b>	77	28	49	20	29
<b>Northeast</b>	<i>Petroleum (ineligible)</i>	410	242	168	134	34
	<i>NPL Caliber EPA Lead</i>					
	<i>Other (non-program, non-petro district lead)</i>					
	<b>Total</b>	410	242	168	134	34
<b>Northwest</b>	<i>Petroleum (ineligible)</i>	375	195	180	151	29
	<i>NPL Caliber EPA Lead</i>					
	<i>Other (non-program, non-petro district lead)</i>					
	<b>Total</b>	375	195	180	151	29
	<b>TOTALS</b>	26168	11944	14224	4551	9673

## Eligible Preapproval Program Closures

Per Calendar Year  
(Facility Level)

Calendar Year	Eligible	Ineligible	Eligible / Ineligible	Total
1996	249	251	11	511
1997	186	206	12	404
1998	126	174	6	306
1999	108	173	8	289
2000	180	295	4	479
2001	290	366	13	669
2002	394	344	17	755
2003	319	398	14	731
2004	313	373	23	709
2005	313	420	23	756
2006	305	335	21	661
2007	273	405	18	696
2008	290	416	19	725
2009	262	376	13	651
2010	102	205	8	315
	<b>3710</b>	<b>4737</b>	<b>210</b>	<b>8657</b>

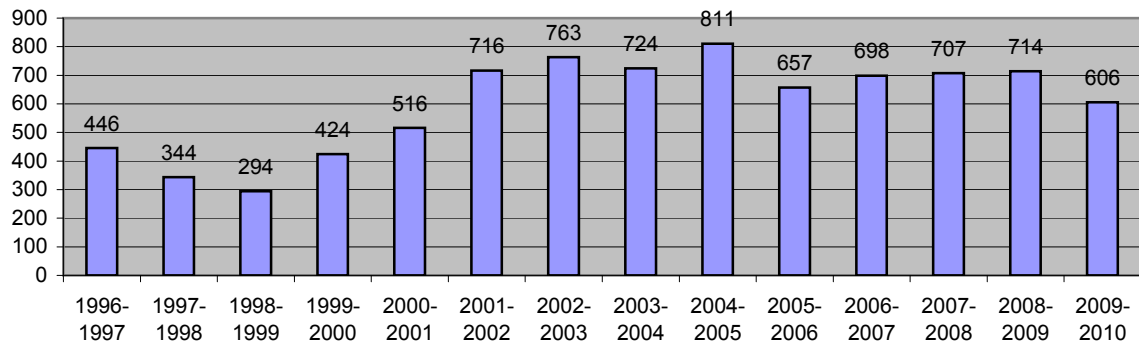


## Eligible Preapproval Program Closures

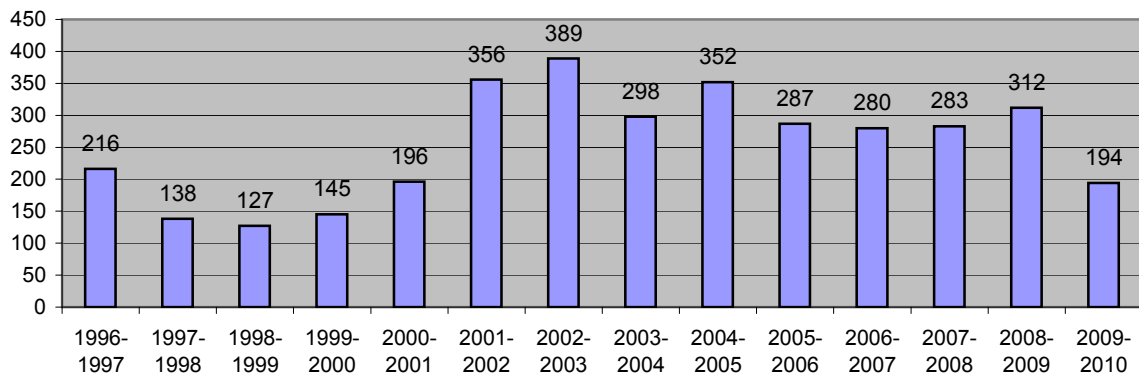
Per Fiscal Year  
(Facility Level)

Fiscal Year	Eligible	Ineligible	Eligible / Ineligible	Total
1996-1997	216	224	6	446
1997-1998	138	199	7	344
1998-1999	127	158	9	294
1999-2000	145	275	4	424
2000-2001	196	308	12	516
2001-2002	356	345	15	716
2002-2003	389	362	12	763
2003-2004	298	407	19	724
2004-2005	352	434	25	811
2005-2006	287	350	20	657
2006-2007	280	398	20	698
2007-2008	283	404	20	707
2008-2009	312	387	15	714
2009-2010	194	395	17	606
	<b>3573</b>	<b>4646</b>	<b>201</b>	<b>8420</b>

Fiscal Year Closures (Eligible and Ineligible)



Eligible Fiscal Year Closures (Excludes Combined Discharges) for the Preapproval Program



Bureau of Petroleum Storage Systems  
Monthly Summary Report  
**Eligible RA Activity Count**  
**(Facility Level)**

<b>Activity Type ID</b>	<b>Description</b>	<b>Count of Facilities</b>
	NOT SPECIFIED	70
CSR	CONTAMINATED SOIL REMOVAL	109
FPR	FREE PRODUCT RECOVERY	21
FSI	FORENSIC SITE INVESTIGATION	2
ISA	INITIAL SITE ASSESSMENT	1
LSR	LIMITED SCOPE REMEDIAL ACTION PLAN	1
LSRA	LIMITED SCOPE REMEDIAL ACTION	32
LSRAP	LIMITED SCOPE REMEDIAL ACTION PLAN	80
MOD	REMEDIAL ACTION MODIFICATION PLAN	64
NAM	NATURAL ATTENUATION MONITORING	212
NAP	NATURAL ATTENUATION MONITORING PLAN	1
O&M	OPERATION AND MAINTENANCE	351
PRM	POST ACTIVE REMEDIATION MONITORING	423
PT	PILOT TEST	75
RAC	REMEDIAL ACTION CONSTRUCTION	214
RAP	REMEDIAL ACTION PLAN	103
SC	SITE CLOSURE	13
SSA	SUPPLEMENTAL SITE ASSESSMENT	305
WA	WELL ABANDONMENT	39
		<b>2116</b>