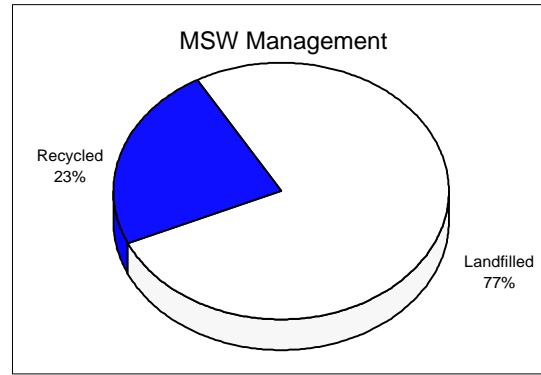


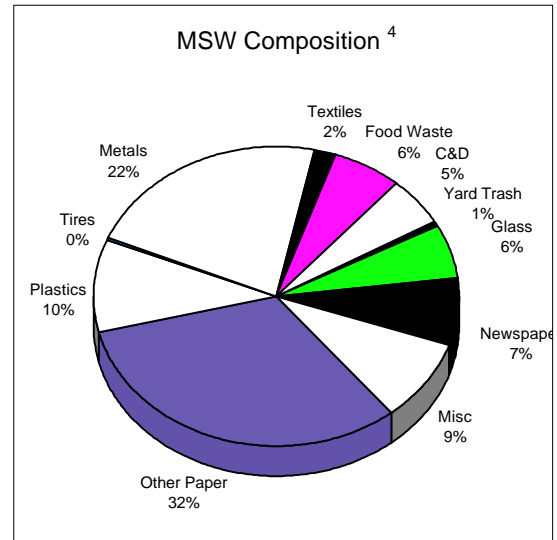
# Gilchrist County

## (Jan. 1, 1996 - Dec. 31, 1996)

1. Population <sup>1</sup>	12,150
2. MSW Management (tons) <sup>2</sup>	
A. Landfilled	4,870
B. Combusted	0
C. Recycled	1,479
D. Total	6,349
E. Total Pounds per Capita Per Day <sup>1</sup>	2.86



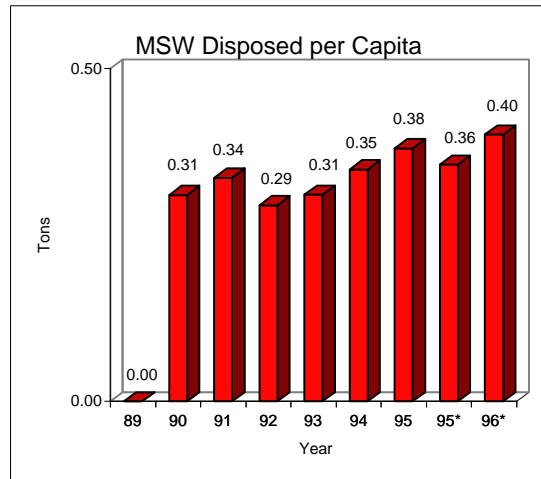
3. MSW Collected & Recycled			
A. Minimum Five Wastes <sup>3</sup>	Collected	Recycled	
	(tons)	(%)	
1. Newspaper	444	10	
2. Glass	381	10	
3. Aluminum Cans	63	6	
4. Plastic Bottles	127	20	
5. Steel Cans	127	21	
B. Special Wastes <sup>5</sup>	Collected	Recycled	
	(tons)	(%)	
1. C&D Debris	343	4	
2. Yard Trash	33	100	
3. White Goods	179	99	
4. Tires	24	100	
5. Process Fuel	0	0	
C. Other Wastes	4,628	24	
D. Total Recycling Rate (%)		23	
E. Adjusted Recycling Rate (%) <sup>5,6</sup>		23	



F. Waste Reduction Per Capita (%)  
 (A negative number indicates an increase in the MSW disposal rate per capita.)

1. Base Year: July 1987-June 1988	0
2. Base Year: July 1988-June 1989	0
3. Base Year: July 1989-June 1990	-29
4. Base Year: July 1990-June 1991	-19
5. Base Year: July 1991-June 1992	-36
6. Base Year: July 1992-June 1993	-29

G. Participation in Recycling <sup>7</sup>	Units	Percent <sup>8</sup>
1. Single-family Curbside	5,410	8
2. Multi-family Curbside <sup>9</sup>	40	13
3. Commercial <sup>10</sup>	578	
a) Scheduled collection		21
b) On call collection		21



<sup>1</sup> Official 1996 Governor's Office estimate.

<sup>2</sup> From 1997 - 1998 Recycling and Education grant applications.

<sup>3</sup> The Legislature established a goal of 50 percent for each material by the end of 1994 for each county with a population of over 50,000.

<sup>4</sup> Some materials have been combined: Metals include Aluminum Cans, Steel Cans, Ferrous and Non-ferrous metals, and White Goods; Other Paper includes Corrugated, Office and Other Paper; and Plastics include Plastic Bottles and Other Plastics.

<sup>5</sup> The total of Special Wastes can count towards no more than one half of the recycling goal for each county.

<sup>6</sup> The legislature established a goal of 30 percent by the end of 1994 for all counties with a population of over 50,000.

<sup>7</sup> Participation means availability and usage of recycling services (As of June 5, 1996).

<sup>8</sup> Percentage of total county units (single/multi-family dwellings and commercial establishments) participating in recycling.

<sup>9</sup> Includes apartments, condominiums and others.

<sup>10</sup> May also include government and institutional.

\* Calendar year data.